

UPLOAD AN IMAGING STUDY TO STANFORD MEDICINE CHILDREN'S HEALTH

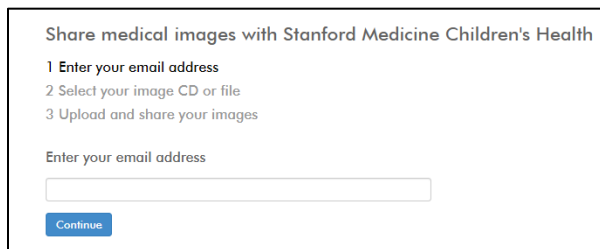
Audience: Parties outside of Stanford Children's Health that have been provided with a link to upload imaging studies for review by a Stanford provider.

Summary: When using the available link to upload a study to Stanford Children's Health image sharing platform, please follow the instructions below.

HOW TO UPLOAD A STUDY

Preferred Browser: Google Chrome, Microsoft Edge, Firefox, Safari

The link that is provided to you should take you to this page:



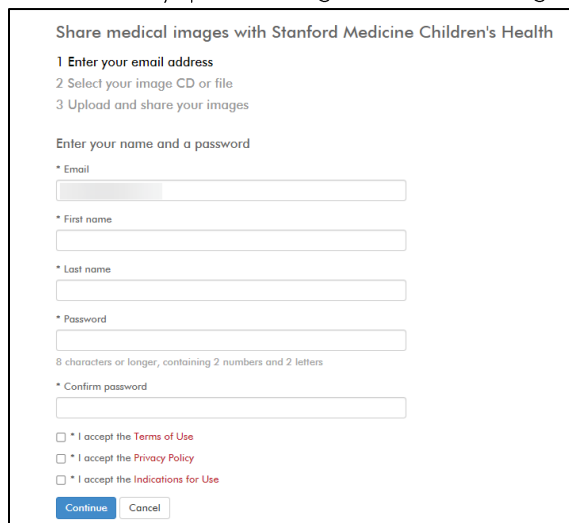
Share medical images with Stanford Medicine Children's Health

- 1 Enter your email address
- 2 Select your image CD or file
- 3 Upload and share your images

Enter your email address

[Continue](#)

1. Enter your email address. If you have used Ambra before and have an account associated with your email, you will proceed directly to step two after entering in your password. If you are a first-time user, Ambra will ask you to create an account by providing the following fields:



Share medical images with Stanford Medicine Children's Health

- 1 Enter your email address
- 2 Select your image CD or file
- 3 Upload and share your images

Enter your name and a password

* Email

* First name

* Last name

* Password

8 characters or longer, containing 2 numbers and 2 letters

* Confirm password

* I accept the [Terms of Use](#)

* I accept the [Privacy Policy](#)

* I accept the [Indications for Use](#)

[Continue](#) [Cancel](#)

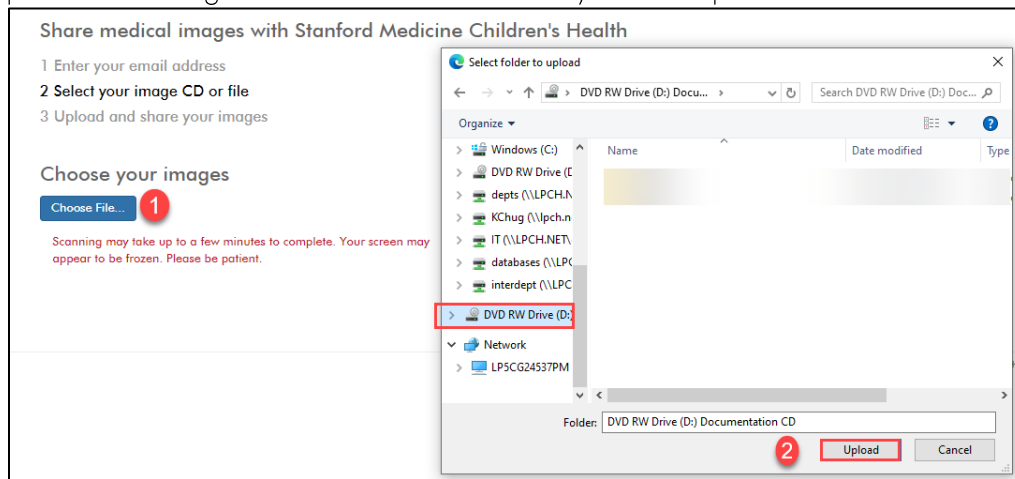


Establishing your personal Ambra user account will provide:

- Secure, cloud storage, of your uploaded imaging studies
- Ability to access/share imaging studies in the future by logging in to [Ambra | Home \(ambrahealth.com\)](https://ambrahealth.com)

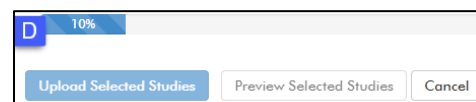
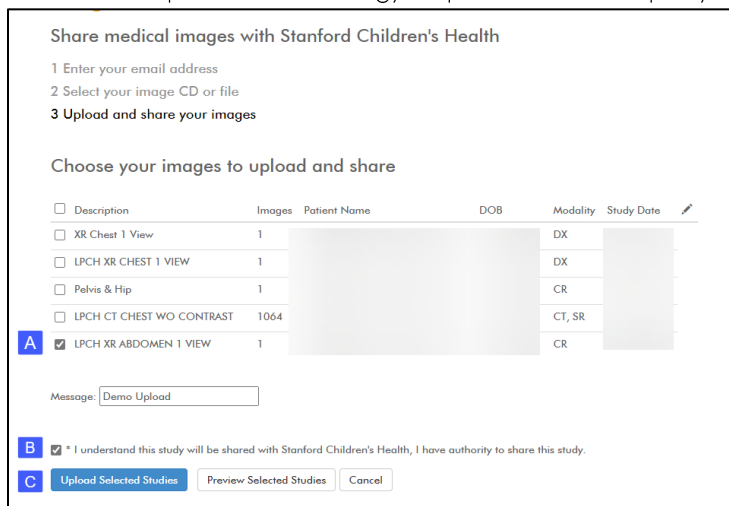
2. Select your image CD or File and Choose your Images.


Navigate to where your study is located on your computer and click Upload. If a CD was provided, navigate to the DVD drive on your computer.



3. Upload and Share your images

- Select the studies you wish to upload and share with Stanford Children's Health.
- Check the acknowledgement box.
- Click Upload Selected Studies.
- Your upload progress will be indicated.
- Your upload is completed, you may load additional studies, view the images, or upload a radiology report to accompany the studies.



E  Your images were uploaded and shared with Stanford Children's Health

<p>Upload another study</p> <p>Choose another CD or image file to upload</p> <p>Upload another study</p>	<p>View your images</p> <p>View images you have uploaded and shared</p> <p>View images</p>	<p>Upload a report</p> <p>Optionally upload a medical report if one was included with your medical images</p> <p><input type="button" value="Choose File"/> No file chosen</p>
---	---	---

4. The upload is complete, and images are now available for your Stanford Children's Health care team.
5. Please inform the Stanford Children's Health provider that you are working with that your images are available in Ambra for them to view.

SUPPORT

For assistance and troubleshooting please contact Ambra support at 1-888-315-0790